

SECURITIES AND EXCHANGE COMMISSION
Washington, D.C. 20549

FORM 8-K

Current Report

Pursuant to Section 13 or 15(d) of the
Securities Exchange Act of 1934

Date of Report (Date of earliest event reported): June 16, 2009

Commission File Number	Registrant, State of Incorporation, Address and Telephone Number	I.R.S. Employer Identification Number
001-32206	GREAT PLAINS ENERGY INCORPORATED (A Missouri Corporation) 1201 Walnut Street Kansas City, Missouri 64106 (816) 556-2200 NOT APPLICABLE (Former name or former address, if changed since last report)	43-1916803
000-51873	KANSAS CITY POWER & LIGHT COMPANY (A Missouri Corporation) 1201 Walnut Street Kansas City, Missouri 64106 (816) 556-2200 NOT APPLICABLE (Former name or former address, if changed since last report)	44-0308720

Check the appropriate box below if the Form 8-K filing is intended to simultaneously satisfy the filing obligation of the registrant under any of the following provisions:

- Written communications pursuant to Rule 425 under the Securities Act (17 CFR 230.425)
- Soliciting material pursuant to Rule 14a-12 under the Exchange Act (17 CFR 240.14a-12)
- Pre-commencement communications pursuant to Rule 14d-2(b) under the Exchange Act (17 CFR 240.14d-2(b))
- Pre-commencement communications pursuant to Rule 13e-4(c) under the Exchange Act (17 CFR 240.13e-4(c))

This combined Current Report on Form 8-K is being furnished by Great Plains Energy Incorporated (Great Plains Energy) and Kansas City Power & Light Company (KCP&L). KCP&L is a wholly owned subsidiary of Great Plains Energy and represents a significant portion of its assets, liabilities, revenues, expenses and operations. Thus, all information contained in this report relates to, and is furnished by, Great Plains Energy. Information that is specifically identified in this report as relating solely to Great Plains Energy, such as its financial statements and all information relating to Great Plains Energy's other operations, businesses and subsidiaries, including KCP&L Greater Missouri Operations Company (GMO) does not relate to, and is not furnished by, KCP&L. KCP&L makes no representation as to that information. Neither Great Plains Energy nor GMO has any obligation in respect of KCP&L's debt securities and holders of such securities should not consider Great Plains Energy's or GMO's financial resources or results of operations in making a decision with respect to KCP&L's debt securities. Similarly, KCP&L has no obligation in respect of securities of Great Plains Energy or GMO.

Item 7.01 Regulation FD Disclosure

Commencing on June 17, 2009, Great Plains Energy will participate in meetings with investors. A copy of the investor handout to be used in such meetings is attached as Exhibit 99.1 hereto. The investor handout contains information regarding KCP&L. Accordingly, information in the investor handout relating to KCP&L is also being furnished on behalf of KCP&L.

The information under Item 7.01 and in Exhibit 99.1 hereto is being furnished and shall not be deemed filed for the purpose of Section 18 of the Securities Exchange Act of 1934, as amended. The information under Item 7.01 and Exhibit 99.1 hereto shall not be incorporated by reference into any registration statement or other document pursuant to the Securities Act of 1933, as amended, unless otherwise indicated in such registration statement or other document.

Item 9.01 Financial Statements and Exhibits

(d) Exhibits

99.1 Investor handout (furnished and not deemed filed for the purpose of Section 18 of the Securities Exchange Act of 1934, as amended).

SIGNATURES

Pursuant to the requirements of the Securities Exchange Act of 1934, the registrant has duly caused this report to be signed on its behalf by the undersigned hereunto duly authorized.

GREAT PLAINS ENERGY INCORPORATED

/s/Terry Bassham
Terry Bassham
Executive Vice President- Finance & Strategic Development and Chief Financial Officer

KANSAS CITY POWER & LIGHT COMPANY

/s/ Terry Bassham
Terry Bassham
Executive Vice President- Finance & Strategic Development and Chief Financial Officer

Date: June 16, 2009.

Exhibit Index

Exhibit No. Title

99.1 Investor handout (furnished and not deemed filed for the purpose of Section 18 of the Securities Exchange Act of 1934, as amended).

Great Plains Energy

**Investor Meetings
June 17, 2009**



Company Representatives

Terry Bassham
Executive Vice President
Finance & Strategic Development
and Chief Financial Officer

Michael Cline
Vice President - Investor Relations
and Treasurer

Ellen Fairchild
Director Investor Relations



Key Investment Highlights

100% Regulated Electric Utility Operations Focus

- Strong Midwest electric utility holding company focused on regulated operations in Missouri and Kansas
- Diversified customer base includes 820,000 residential, commercial, and industrial customers
- ~6,000 Megawatts of generation capacity
- Low-cost generation mix - projected 76% coal, 17% nuclear (Wolf Creek) in 2009

Attractive Platform for Long-Term Earnings Growth

- Significant projected rate base growth from \$3.6bn in 2008 to \$6.8bn in 2012 - 15% CAGR
- Growth and stability in earnings driven by sizable regulated investments as part of the Comprehensive Energy Plan ("CEP")
 - Wind and environmental retrofit components of CEP in place; Iatan 2 baseload coal plant targeted for completion in summer 2010
- Anticipated growth beyond 2010 driven by additional environmental capex and wind

Focused Regulatory Approach

- Successful outcomes in 2006 and 2007 rate cases in Missouri and Kansas
- Combined annual rate increase of \$159mm recently authorized in Missouri; new rates effective September 2009
- Settlement talks in process regarding \$72mm increase requested in Kansas; hearings scheduled to begin June 22 with new rates expected to be effective mid-August

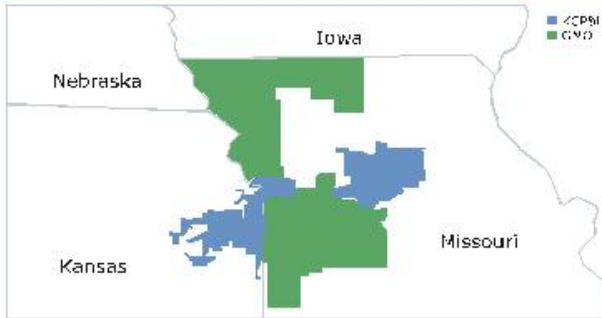
Stable and Improving Financial Position

- Cash flow and earnings heavily driven by regulated operations and rate recovery mechanisms
- Ample liquidity available under \$1.5bn revolving credit facilities
- Sustainable dividend and pay-out, right-sized to fund growth and to preserve liquidity
- Committed to maintaining current investment grade credit ratings



Regulated Electric Utility Operations

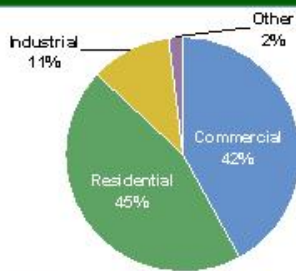
Service Territories: KCP&L and GMO



Business Highlights

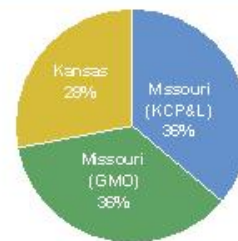
- Solid Midwest electric utility - KCP&L brand
- Transformational events in 2008 to focus business model on fully regulated utility operations
 - Sale of Strategic Energy
 - Acquisition of Aquila
- Company attributes post-acquisition
 - 800,000+ customers / 3,200+ employees
 - ~6,000 MW of primarily low-cost baseload generation
 - 5-year projected synergies of \$670 million
 - ~\$7.9bn in assets and \$3.6bn in rate base at 2008YE

Pro Forma 2008 Revenue by Customer Segment



Total: \$1.7bn

Pro Forma 2008 Revenue by Utility Jurisdiction

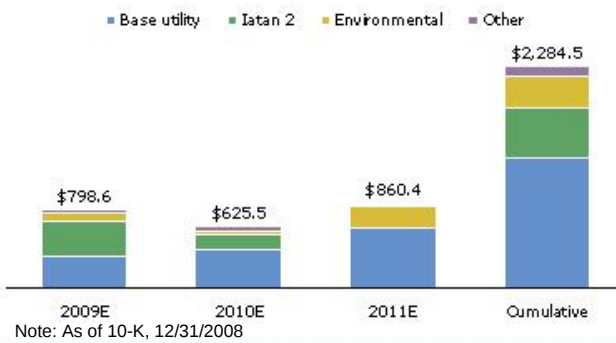


Total: \$1.7bn

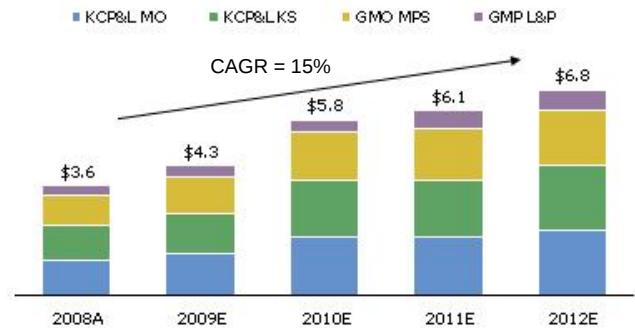


Attractive Platform for Long-Term Growth

CapEx breakdown (2009E-2011E) (\$mm)



Reinvesting in the business and growing rate base (\$bn)



Path to future growth

- Rate base expected to grow at a 15% CAGR from 2008 to 2012
- Comprehensive Energy Plan (base load generation and environmental projects)
 - 100 MW wind completed in Q3 2006 - in rate base 1/1/07
 - Selective Catalytic Reduction (SCR) at LaCygne 1 coal plant completed in 2007 - in rate base 1/1/08
 - Air Quality Control System (AQCS) installed at Iatan 1 coal plant in 2009 - to be included in rate base 3Q09
 - Iatan 2 coal plant scheduled for completion summer 2010 - expected to be included in rate base 4Q10
- Non-CEP rate base additions
 - GMO - Crossroads peaker, Jeffrey and Sibley 3 environmental
 - KCP&L - environmental at LaCygne 1 / LaCygne 2 / Montrose, additional wind (all beyond 2011)
- Diligent focus on managing regulatory relationships and process



Focused Regulatory Approach

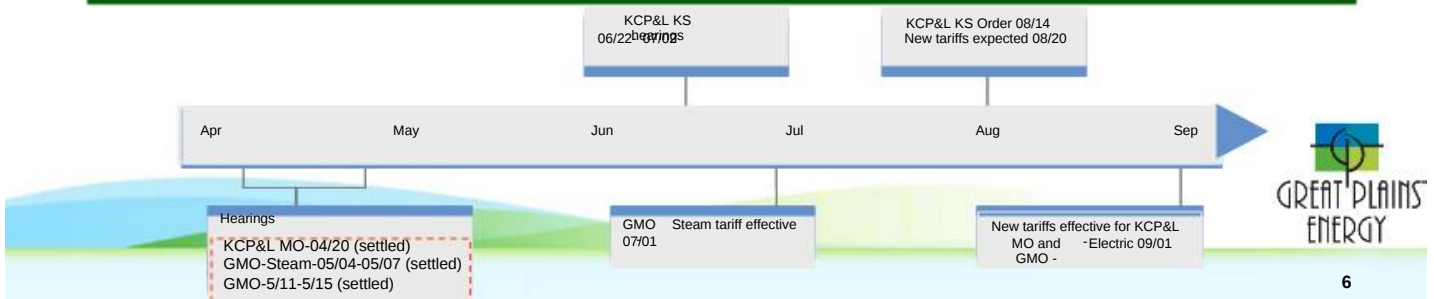
Company	Last Allowed ROE	Effective Date of Last Allowed	Pending rate cases					
			ROE requested ¹	Requested revenue increase	Stipulated / settled	Tariff implementation	RPS ²	Fuel Clause?
GMO-MPS	10.25%	6/1/07	11.55%	\$66mm	\$48mm	9/1/09 (Settled 5/09; MPSC approval 6/10/09)	ü	Yes (95%)
GMO-L&P	10.25%	6/1/07	11.55%	17mm	\$15mm	9/1/09 (Settled 5/09; MPSC approval 6/10/09)	ü	Yes (95%)
GMO-Steam	— ³	N/A	11.55%	1mm	1mm	7/1/09 (Settled 5/09; MPSC approval 6/10/09)	ü	Yes (85%)
KCP&L-MO	10.75%	1/1/08	11.55%	102mm	95mm	9/1/09 (Settled 4/09; MPSC approval 6/10/09)	ü	No
KCP&L-KS	— ³	N/A	11.40%	72mm	—	8/20/09	X	Yes (100%)

¹ROE of 10.75% originally requested in all cases; requests increased in rebuttal testimony based on financial market developments

²Missouri mandatory Renewable Portfolio Standard of 15% by 2021; Kansas has voluntary standard (however, mandatory RPS included in pending legislation)

³"Black Box" settlement - ROE not disclosed

Near-term regulatory timeline (2009)



Missouri Regulatory Update

Rate Cases:

KCP&L

- Non-unanimous Stipulation and Agreement filed on April 2; MPSC approval June 10
 - \$95 million rate increase (incl. \$10 million addl. amortization) effective 9/1/09
 - Set maximum MO jurisdictional prudence exposure of Iatan 1 AQCS and common costs in next rate case at \$30 million
 - Deferral of costs associated with AQCS and common assets that are in service, but not yet included in rate base
 - Establishes wholesale margin threshold of \$30 million (total KCP&L; implied MO jurisdictional portion of ~\$17 million)

GMO - MPS and SJLP

- Non-unanimous Stipulation and Agreement filed on May 22; MPSC approval June 10
 - Rate increases of \$48 million for MPS / \$15 million for L&P effective 9/1/09
 - Same treatment as KCP&L of prudence of GMO's portion of Iatan 1 AQCS and common costs; maximum exposure in next GMO MO rate case set at \$15 million
 - Same treatment as KCP&L regarding deferral of GMO's costs associated with Iatan 1 AQCS and common assets in-service but not in rate base
 - Continuation of GMO's electric Fuel Adjustment Clauses

GMO - Steam

- Unanimous Stipulation and Agreement filed May 11; MPSC approval June 10
 - Rate increase of approximately \$1 million effective 7/1/09



KS Regulatory Update

Kansas Rate Case:

KCP&L - - KS

- On March 13 the Commission granted joint motion to amend procedural schedule:
 - Staff/Intervener cost audit testimony to be filed by May 29
 - Hearings June 22 - July 2
 - Commission order expected August 14

Strong Track Record of Execution

Comprehensive Energy Plan		
	Project description	Comments
Wind	<ul style="list-style-type: none"> 100 MW plant in Spearville, KS Began construction in 2005 	<ul style="list-style-type: none"> Completed in Q3 2006 In rate base from 1/1/2007 No regulatory disallowance
LaCygne Environmental	<ul style="list-style-type: none"> Selective Catalytic Reduction (SCR) unit at LaCygne 1 plant 	<ul style="list-style-type: none"> Completed in Q2 2007 In rate base from 1/1/2008 No regulatory disallowance
Iatan 1 Environmental	<ul style="list-style-type: none"> Air Quality Control System at Iatan 1 coal plant 	<ul style="list-style-type: none"> Completed in Q2 2009 Expected in rate base from Q3 2009 No regulatory disallowance in 2009 MO case;
Iatan 2	<ul style="list-style-type: none"> Construction of Iatan 2 super-critical coal plant (850 MW; 73% GXP share of ownership)¹ 	<ul style="list-style-type: none"> minimal exposure in 2010 MO case On track for completion in Q3 2010 Expected in rate base Q4 2010

Great Plains Energy has effectively executed all elements of its Comprehensive Energy Plan to date and received positive, just, and reasonable regulatory treatment

¹ Includes post-combustion environmental technologies including an SCR system, wet flue gas desulfurization system and fabric filter to control emissions



Financial Update



Overview of May 2009 Dual-Tranche Offering

Structure

- Issuance by GXP of 11.5mm¹ shares of common stock at \$14.00
- Issuance of 5.75mm¹ Equity Units at \$50.00
 - Mandatory conversion to common stock on June 15, 2012
 - Distribution rate of 12%
 - Threshold appreciation price of \$16.80 - 20% premium to common stock price at time of execution

Rationale for Offering

- Accelerate equity funding needs to strengthen balance sheet and to enhance liquidity
- Strengthen credit metrics
- Fund capital expenditures to support rate base growth
- Capitalize on opportunistic access in uncertain market environment

Proactive Response to Challenging Environment

- Represents most recent in a series of proactive steps by management to address economic and financial market uncertainty
 - Cut dividend by 50% to \$0.83 per share effective Q1 2009 (~\$100mm p.a.)
 - Disciplined O&M expense management
 - Reduced/deferred planned capital expenditures

¹Includes 15% over-allotment option



Projected Capital Expenditures

	<u>2009</u>	<u>2010</u>	<u>2011</u>
Base utility construction expenditures			
Generating facilities	\$ 104.3	\$ 129.5	\$ 247.0
Distribution and transmission facilities	161.7	219.3	301.1
General facilities	52.6	47.1	68.8
Total base utility construction expenditures	<u>318.6</u>	<u>395.9</u>	<u>616.9</u>
CEP construction expenditures			
Iatan No. 2 (KCP&L)	276.8	113.4	-
Environmental (KCP&L)	43.1	-	-
Customer programs & asset management (KCP&L)	11.1	5.1	-
Total CEP construction expenditures	<u>331.0</u>	<u>118.5</u>	<u>-</u>
Nuclear fuel	20.6	28.7	22.9
Iatan No. 2 (GMO)	90.7	37.3	-
Other environmental	31.4	41.4	216.3
Customer programs & asset management (GMO)	6.3	3.7	4.3
Total utility construction expenditures	\$ 798.6	\$ 625.5	\$ 860.4

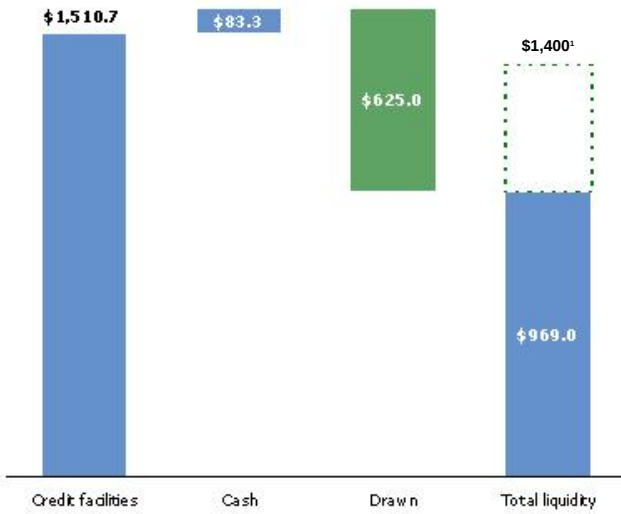
Note: As of 10-K, 12/31/2008



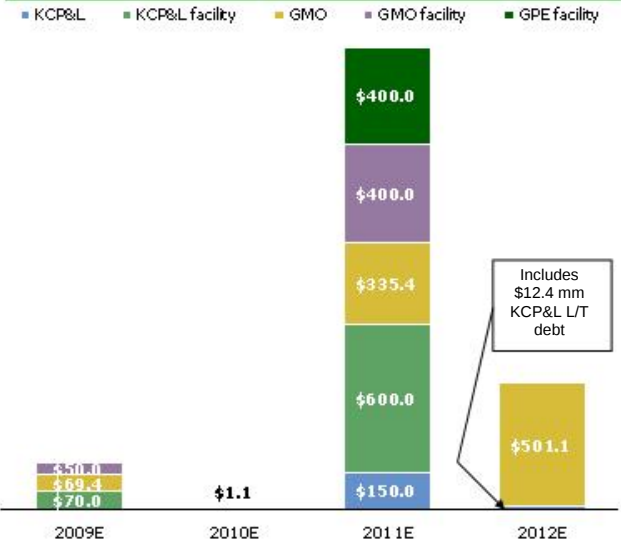
Liquidity Overview

Solid liquidity position and manageable near-term debt maturities

Strong liquidity position (\$ mm)



Near-term debt and credit facility maturities (\$mm)



Note: As of 10-Q, 3/31/2009
 † Pro forma for net offering proceeds

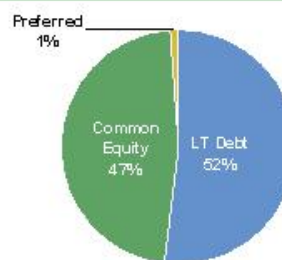


Credit Ratings and Capital Structure

Credit Ratings

	Moody's	Standard & Poor's
Great Plains Energy		
Outlook	Negative	Negative
Corporate credit rating	—	BBB
Preferred stock	Ba1	BB+
Senior unsecured debt	Baa3	BBB-
KCP&L		
Outlook	Negative	Negative
Senior secured debt	A3	BBB+
Senior unsecured debt	Baa1	BBB
Commercial paper	P-2	A-3
GMO		
Outlook	Negative	Negative
Senior unsecured debt	Baa3	BBB

Capital Structure at 3/31/09



Great Plains Energy Debt - (\$mm as of 3/31/09)

	KCP&L		GMO ¹		GPE		Consolidated	
	Amount	Rate ²	Amount	Rate ²	Amount	Rate ²	Amount	Rate ²
Short-term debt ³	\$208.6	2.83%	\$348.1	2.95%	\$8.0	1.01%	\$564.7	2.88%
Long-term debt	\$1,776.5	6.15%	\$1,070.6	9.89%	\$99.6	6.88%	\$2,946.7	7.44%
Total	\$1,985.1	5.80%	\$1,418.7	8.04%	\$107.6	6.44%	\$3,511.4	6.68%

⁽¹⁾ GPE guarantees substantially all of GMO's debt

⁽²⁾ Weighted average rate

⁽³⁾ Includes current maturities of long-term debt



Q1 2009 Results

GREAT PLAINS ENERGY
Consolidated Earnings and Earnings Per Share
Three Months Ended March 31
(Unaudited)

	Earnings		Earnings per Great Plains Energy Share	
	2009	2008	2009	2008
	(millions)			
Electric Utility	\$ 7.4	\$ 17.0	\$ 0.06	\$ 0.20
Other	14.3	(22.4)	0.12	(0.27)
Income (loss) from continuing operations	21.7	(5.4)	0.18	(0.07)
Strategic Energy discontinued operations	-	52.9	-	0.62
Net income	21.7	47.5	0.18	0.55
Preferred dividends	(0.4)	(0.4)	-	-
Earnings available for common shareholders	\$ 21.3	\$ 47.1	\$ 0.18	\$ 0.55

- Electric Utility segment earnings lower by \$9.6 million due to weaker retail and wholesale sales, partially offset by lower purchased power expense and increased AFUDC at KCP&L. GMO reported a loss of \$1.0 million or (\$0.01) per share
- Other segment earnings increased primarily as a result of GMO non-utility operations' contribution of \$17.2 million, including \$16.0 million / \$0.13 per share benefit from 2003-04 tax audit settlement in March 2009
- Increased number of shares outstanding primarily from the GMO transaction resulted in \$0.07 per share dilution (versus Q1 2008)



